Vibracoustic

Uncontrolled copy if printed

GLOBAL TRANSPORT LABEL IMPLEMENTATION GUIDELINE

Based on Global Transport Label standard from the Joint Automotive Industry Forum. LL07_GTLV03.1

1	15.11.2017	SCM Process Team/ IT	5 15 to 18	label format AIAG-B10 for master load added pictures added and wording changed for easier understanding *(all changes in blue)*
Rev.	Date	Department	Page(s)	Modification notes

Producer / Department	Approver Management System	Date	Status*
15.11.2017	04.01.2018		completed

* This document is valid without physical signatures, the approvals have been sent electronically. The evidences can be requested from Corporate Quality.

Global Transport Label implementation guideline

Uncontrolled Copy if Printed

1. INTRODUCTION

This document describes the transport label for the supply of the production materials to the Vibracoustic plants. The Global Transport Label (GTL) will replace the OTL (Odette Transport Label) and VDA 4902. It is VC´s target to receive all goods with a GTL.

The change will be implemented plant by plant. VC will inform the supplier in advance granting a reasonable time period to apply the new labeling standard.

This implementation guideline follows the Global Transport Label (GTL) standard of the Joint Venture Industry Forum (organizations ODETTE, AIAG, JAMA/JAPIA) and defined by VDA.

The GTL is the physical information on the container. The content has to match with the EDI messages and delivery note information. For more details about the implementation, please refer to the EDI guidelines.

The Unique label identifier ("License Plate") is necessary to eliminate the relabeling processing in the Vibracoustic receiving plants.

Global Transport Label implementation guideline

Uncontrolled Copy if Printed

TABLE OF CONTENTS

1. INTRODUCTION 2
2. PURPOSE 4
3. SCOPE 4
4. TERMS / DEFINITIONS / ABBREVIATIONS 4
5. PROCESS / METHOD / PROCEDURE 5
5.1. Labels sizes and paper weight 5
5.2. Languages 5
5.3. Fonts 5
5.4. Barcode 6
5.5. Label’s dimensions and contents 7
5.6. License Plate content 12
5.7. Datamatrix Description 12
6. RESPONSIBILITIES 20
7. VALID SUPPORTING / REFERENCE DOCUMENTS 20
8. DOCUMENTATION 20

Global Transport Label implementation guideline

Uncontrolled Copy if Printed

2. PURPOSE

A GTL has to identify each individual container and handling unit (i.e. individual container linked to a global label identifying the pallet).

The packaging structure is defined in the packaging agreement between the supplier and the Vibracoustic plant.

Vibracoustic does not accept any mixed pallets (i.e. several items on the same handling unit). Only one batch number and one production date and expiration date is allowed per pallet.

3. SCOPE

This Vibracoustic label standard should be used following the plant requirements.

4. TERMS / DEFINITIONS / ABBREVIATIONS

DI	Data Identifier according to ANSI MH10.8.2/ISO/IEC 15418
DUNS Number	Company number registrated by dun&bradstreet
GTL	Global Transport Label
ID	IDentification
KLT	Kleinladungsträger (small load container)
License Plate	Unique identification number on GTL
Master load	container consisting of a multiple individual containers of the same part number
Serial number	string of characters generated by and maintained within the issuer's information system. Used for uniquely identifying an individual transport unit.
Single Label	identification of an individual container (inseparable unit)

5. PROCESS / METHOD / PROCEDURE

5.1. Labels sizes and paper weight

The GTL standard format is A5 Landscape 210*145mm (8*6in) or AIAG-B10 (6*4in) used for the master load (handling unit) and for the big individual container.

The individual container (single) can be identified with small label (Half A5) 210*74mm (8*3in), named GTL-KLT or A6 (148*105mm) / AIAG-B10 (6*4in) label. The label size should assure a proper fit to the box.

The paper weight used to print a GTL should be at least 120 g/m². Its CIE whiteness has to be higher than 165.

5.2. Languages

The field and line titles must be written in English.

The field contents should be in English.

Use only English alphabet and 1 2 3 4 5 6 7 8 9 0 . - / () % |

5.3. Fonts

All fonts on the GTL labels shall be **bold, UPPER CASE** for the title. Font Arial, Arial Narrow or equivalent should be used. The text shall be human readable and left aligned. The text must not be wrapped, the font size shall be adjusted.

The title sizes should be 6 pt.

5.4. Barcode

Two different barcodes have been defined for the GTL:

Linear Barcode: Code 128

The License Plate uses the code 128. This code is described in the ISO/IEC 15417. The print quality shall comply with ISO/IEC 15416 for barcode quality.

- This code symbol shall be left justified.

A minimum of 6.4 mm (0.25 inch) is required for a quiet zone at the end of each barcode (right side). The quiet zone in front of each barcode (left side) shall be at least 3 mm.

- The minimum height of the symbol shall be 13 mm (0.5 inch).
- The dimension of the narrowest element (X dimension) should be between 0.333mm (0.013 inch) and 0.432mm (0.017 inch)

2 D-symbol: Data Matrix

The Data Matrix ECC 200 shall be used in accordance with ISO/IEC 16022 data Matrix Symbology specification.

The Data Matrix holds the automatically readable data information in syntax ISO/IEC 15434. The minimum dot size for Data Matrix is: Xmin = 0.33 mm (13 mil). The quiet zone around the code has a minimum of 2 mm.

Global Transport Label implementation guideline

Uncontrolled Copy if Printed

5.5. Label's dimensions and contents

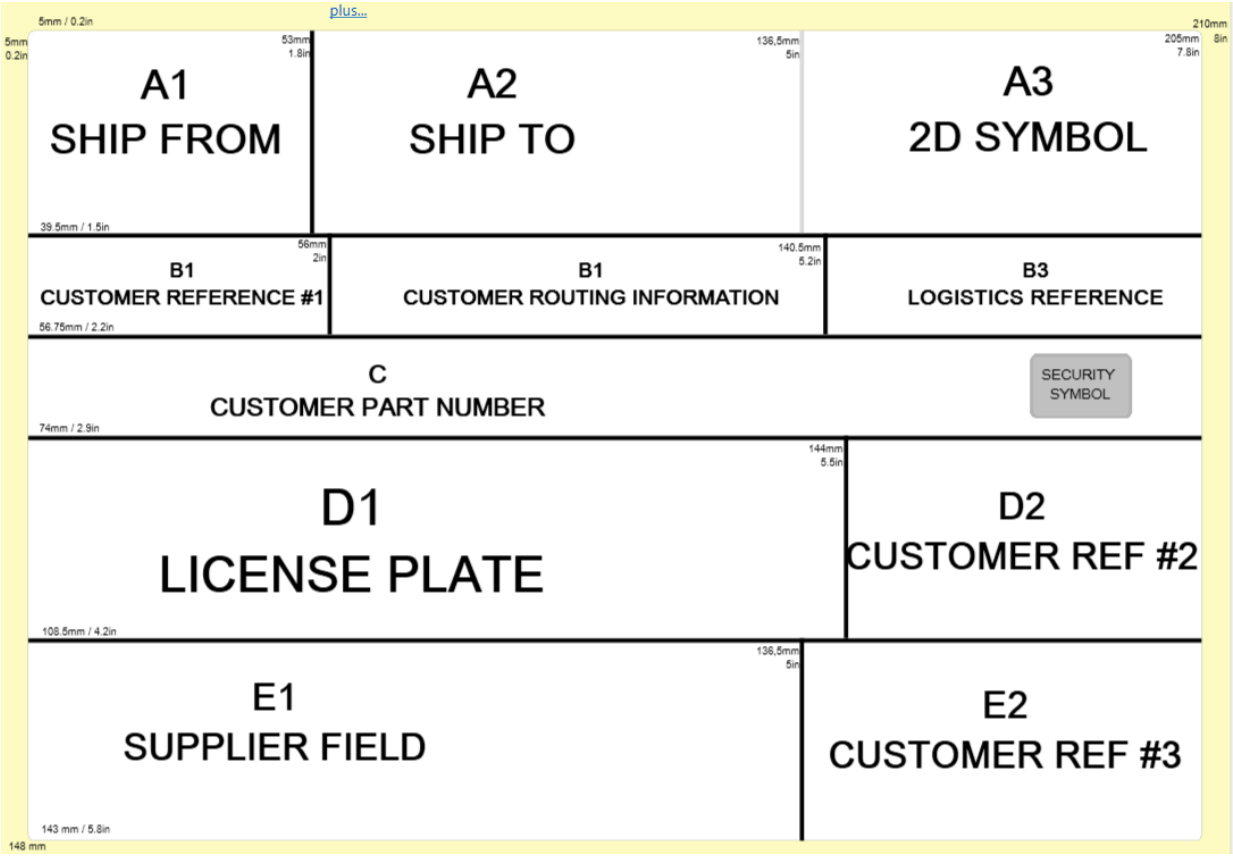

Figure 1: GTL A5 dimensions -not to scale-

Global Transport Label implementation guideline

Uncontrolled Copy if Printed

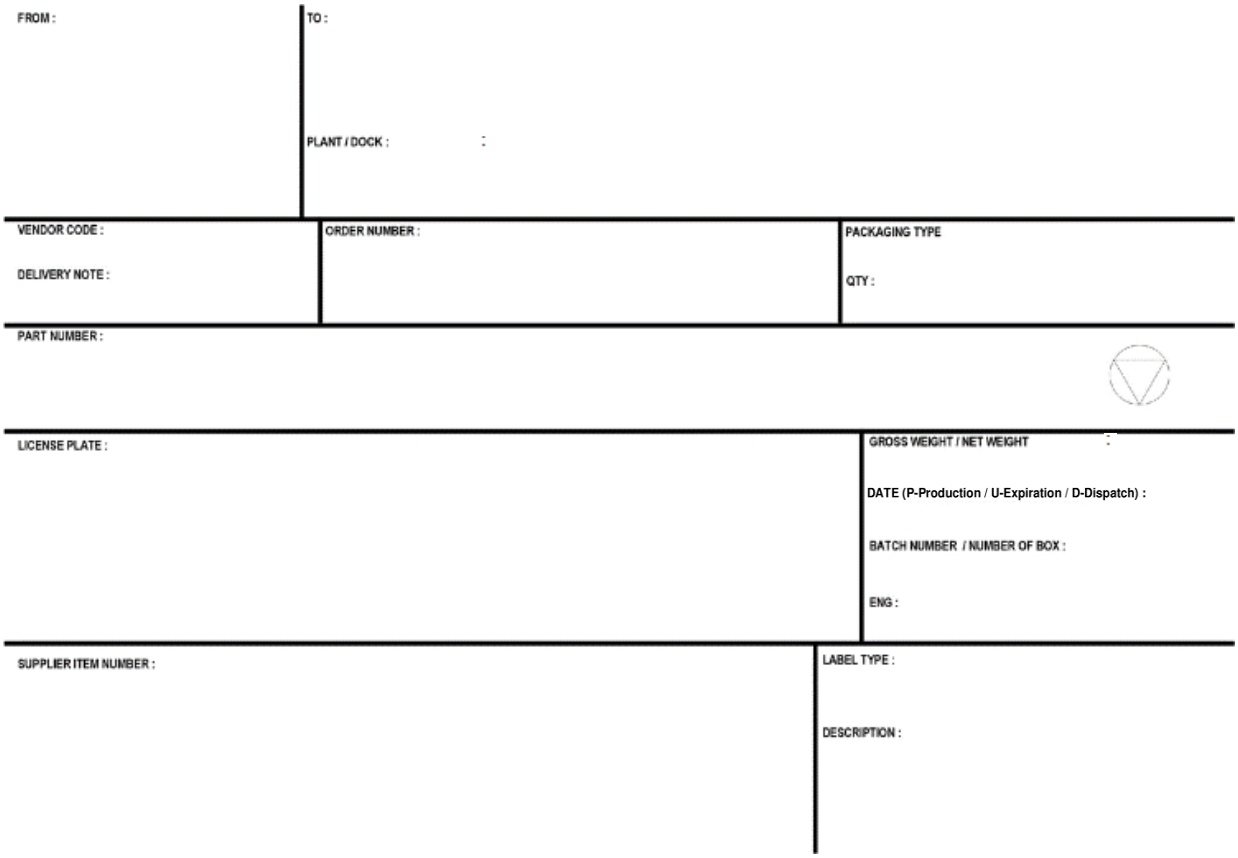

Figure 2: GTL A5 : Titles

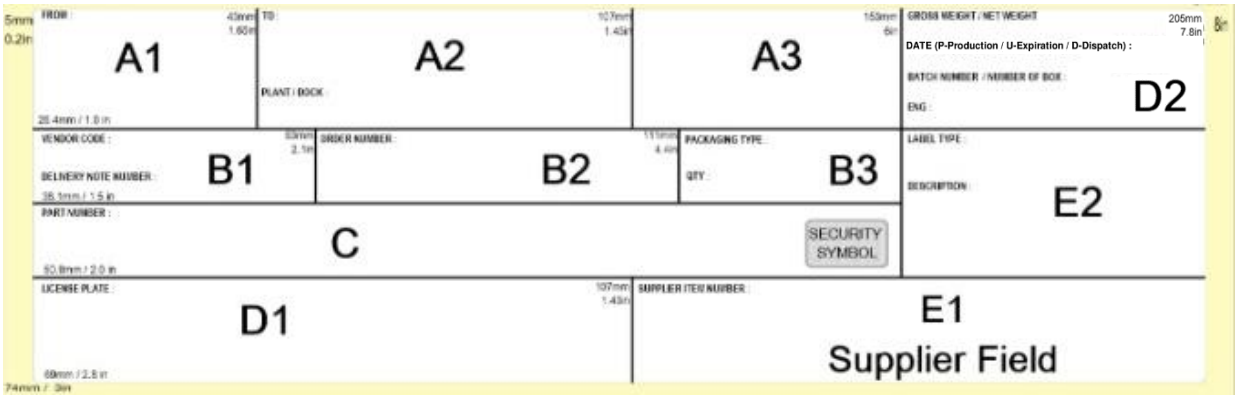

Figure 3: GTL-KLT (half A5) dimensions and titles

Global Transport Label implementation guideline

Uncontrolled Copy if Printed

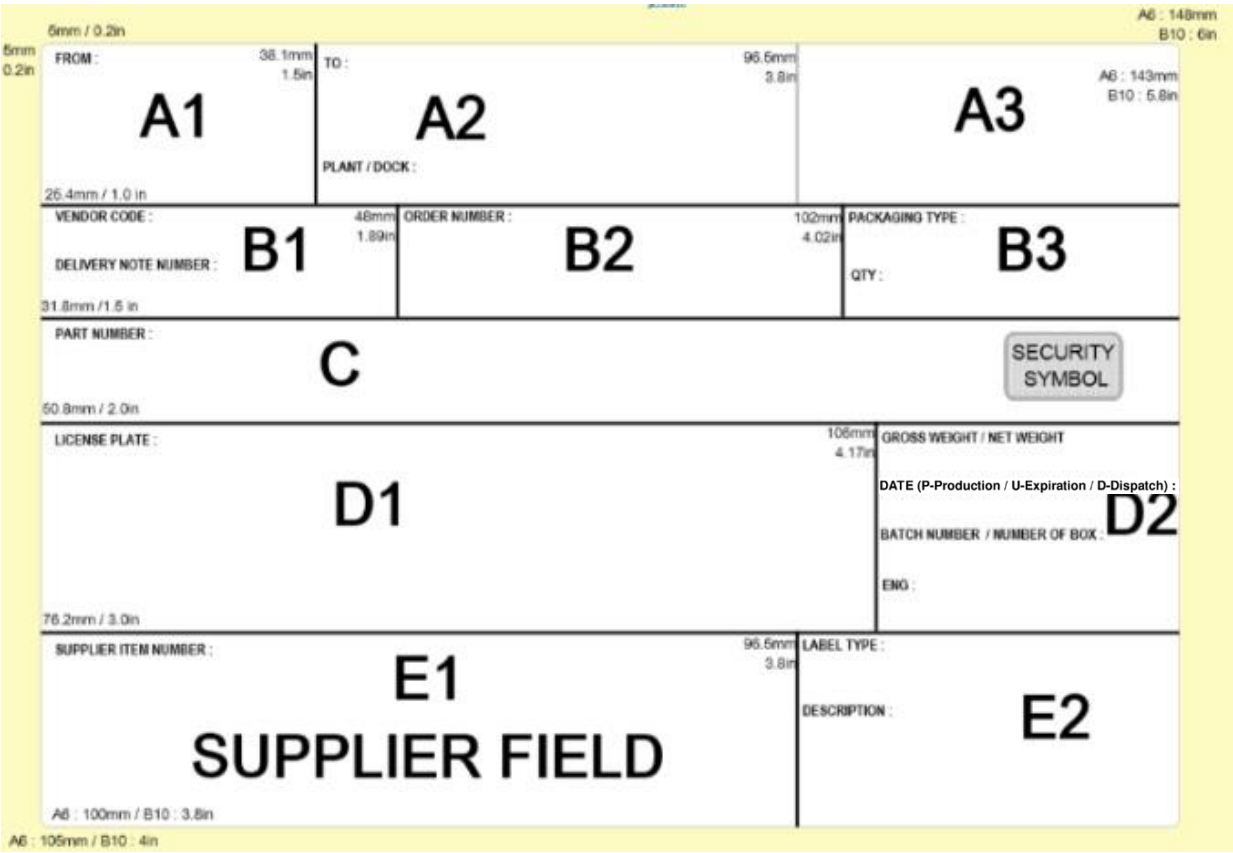

Figure 4: GTL AIAG-B10 or A6 - dimensions and titles

Global Transport Label implementation guideline

Uncontrolled Copy if Printed

Content Description

			GTL-A5		GTL-KLT, B10 -A6		
Sub-block	Item	Description	Status	Font size	Status	Font size	Comments
A1	From	Supplier address : • Name, • Address Maximum 4 lines	M	18	M	10	
A2.1	To	Receiver's address • Name, • Address Maximum 4 lines	M	20	M	14	
A2.2	Plant / Dock	Plant ID Unloading dock ID	M	20	M	14	
A3	Data Matrix	Data matrix barcode	M		M		See specific headline regarding data matrix content
B1.1	Vendor code	Vendor code provide by customer	M	18	M	14	Provided by Vibracoustic
B1.2	Delivery note number	Supplier's delivery note number	D	18	D	14	Mandatory for master label and for single label not linked to a master.
B2	Order number	Customer order number	D	18	D	14	Mandatory for master label and for single label not linked to a master.
B3.1	Packaging type	Packaging number of the customer (for this specific packaging level)	M	18	M	14	Provided by Vibracoustic
B3.2	Qty	Quantity per package : • Master label qty • Single label qty The qty. unit should be added. Use the standard ANSI X12.3 Data element number 355 Unit of Measure (Piece: PC, Kilograms: KG, Meter MR …)	M	18	M	14	Decimals have to be printed only if the unit is different than PC. Use "." dot as decimal separator No thousand separator will be allowed. Weight: only in KG.
C1	Part number	Customer Part number	M	44	M	44	
C2	Security symbol	Security sign	D		D		Identify a security part.
D1	License Plate	The License Plate is created with a unique company identifier. The supplier needs to be registered at D&B to get a DUNS number A serial number to identify the package on 9 digits (Add the leading zero)	M	24	M	22	The serial number cannot be repeated without an agreement from Vibracoustic. The License Plate number has to include the leading zero. Refer to 5.6 License Plate content for more information about the rule.
D2.1	Gross weight /net weight	Gross weight: including packaging Net weight: without packaging. Kilograms : KG	M O	20	M O	10	Without decimals. Figures round up. If weight information is needed in Pound (LB), supplier can use sub block E1 supplier field to mention weight in LB.
D2.2	Date	**Production date** : Prefix : P Date format : YYYYMMDD **Expiration date** : Prefix : U Date format : YYYYMMDD **Dispatch date** : Prefix : D Date format : YYYYMMDD	O D D	18	O D D	10	Production date can be added if the Vibracoustic plant requests it. Expiration date has to be printed if the part is managed by expiration date. Dispatch date is required if production date and expiration date are not printed.
D2.3	Batch number / number of box	Batch number Number of box	O M	20 25	O O	10	 Number of box linked to a master, and always 1 for Single Label.

Global Transport Label implementation guideline

Uncontrolled Copy if Printed

			GTL-A5		GTL-KLT, B10 -A6		
Sub-block	Item	Description	Status	Font size	Status	Font size	Comments
D2.4	ENG	Engineering index	O	20	O	10	
E1	Supplier field	The supplier can add his information.	O	14	O	14	It's not allowed to add any barcode similar to a License Plate.
		Weight in Pound (LB)	O	14	O	14	The weight in pound can be added by the supplier. The unit has to be added (LB).
		Only for Brazil: Nota Fiscal	D	14	D	14	**Only in Brazil** : the Nota Fiscal has to be printed in the supplier information
E2.1	Label type	Master Label or Single Label	M	24	M	16	Mixed pallets and mixed boxes are strictly forbidden.
E2.2	Description	Vibracoustic description of the item	M	18	M	14	Provided by Vibracoustic

M: mandatory, O: optional, D: dependent.

5.6. License Plate content

In front of the License Plate title, we should find one of the two Data Identifiers:

- 1J : lowest level of packaging, inseparable unit. (defined in ISO/IEC 15459-1)
- 6J : Master transport unit.

Following the DI, the supplier has to add his DUNS preceded by the issuing agency code UN (for DUNS) and a serial number.

The structure should be **<DI><UN><Duns number><serial number>.**

Example

Single Label: 1JUNA2562A05A123453001

Master Label: 6JUNA2562A05A001256482

The partner who sends the dispatch advice via EDI should be the same who prints the labels.

If Seller and Ship-From are equal, the DUNS number used to print the label should be replicated in the Seller and Ship from partner information of the DESADV.

If Seller and Ship-From are different: If the Ship-From prints the labels and sends the EDI message, then the DUNS number transmitted at the level of the Ship-From will be used for building the License plate. The Ship-From Duns number is mandatory in the EDI message.

If Seller and Ship-From are different. If the Seller prints the labels and sends the EDI message, then the DUNS number transmitted at the level of the vendor will be used for building the License plate. The Seller DUNS number is mandatory in the EDI message. In the DESADV, the Ship-From DUNS number has to be empty or should have the same value than the Seller DUNS number.

5.7. Datamatrix Description

The datamatrix is structured with a message envelope and one or several format envelopes that contain formatted data. We use the Macro 06 function to define the data element header, separator and trailer. The structure is defined by ISO/IEC 15434.

Each block uses specific suffix and prefix:

- Message envelope :
  - Message header: [)>$^{R}{}_{S}$
  - Message trailer: $^{E}O_{T}$
- Format envelope:
  - Format header: 06 $^{G}{}_{S}$
  - Formatted data: DI (Data identifiers as prefix) data and $^{G}{}_{S}$ (use like separator)
  - Format trailer: $^{R}{}_{S}$

Global Transport Label implementation guideline

Uncontrolled Copy if Printed

The message header, message trailer and message separator are specific ASCII characters (**non-printable characters**). The technique to encode these specific characters will depend on the software used to create this datamatrix (see below).

ASCII /ISO 646 Character	DECIMAL	HEX
[	91	5B
)	41	29
>	62	3E
RS or RS	30	1E
GS or GS	29	1D
EOT or EOT	04	04

Each formatted data should be identified with a prefix, named data identifiers (DI). The DI are defined by ANSI MH10.8.2/ISO/IEC 15418. The strings do not include blanks.

Vibracoustic uses hierarchical structure to identify a group of data.

The first formatted data has to identify the hierarchical structure. The DI start with "F"

Part	String (AN) or Identifier (ID)	Length
Hierarchical ID Number	AN	2[1]
Hierarchical Parent ID Number	AN	2[1]
Hierarchical Child Code	ID	1
Hierarchical Level Code	ID	1/2

This segment is composed with:

- Data identifier: F
- Level ID (hierarchical ID): 01 First level, 02 Second level
- Parent ID: 00 no parent, 01 is the parent
- Child code: 0 no, 1 yes
- Level code: Tare (Pallet), Pack.

Vibracoustic uses 2 simple structures:

- Master label without link to single => Tare level.

MASTER

Tare level (T)

- Single label = Pack level

Single

Pack level (P)

Global Transport Label implementation guideline

Uncontrolled Copy if Printed

Data identifiers used by Vibracoustic:

			Master	Single	
GTL field	Data identifier	description	Status	Status	Comments
B1.1 Vendor	V		M	M	
B1.2 Delivery note number	2K		M	D	Mandatory for master label and for single label not linked to a master.
B2 Order number	K		M	D	Mandatory for master label and for single label not linked to a master.
B3.1 Packaging type	B		M	M	
B3.1 Qty	7Q…<Unity>	Qty followed by unit	M	M	
C1 Part number	P		M	M	
D1 License Plate	6J 1J	Master Single	M	M	
D2.2 Date	16D 14D	Production date YYYYMMDD Expiration date YYYYMMDD	O D	O D	Production date can be added if the Vibracoustic plant requests it. Expiration date has to be printed if the part is managed by expiration date
D2.3 Batch number	1T		D	D	
E1 Nota Fiscal	16K	Nota Fiscal	M (Brazil only)	M (Brazil only)	Only for Brazil

M: mandatory, O: optional, D: dependent.

Global Transport Label implementation guideline

Uncontrolled Copy if Printed

Datamatrix content of Master Label: GTL A5

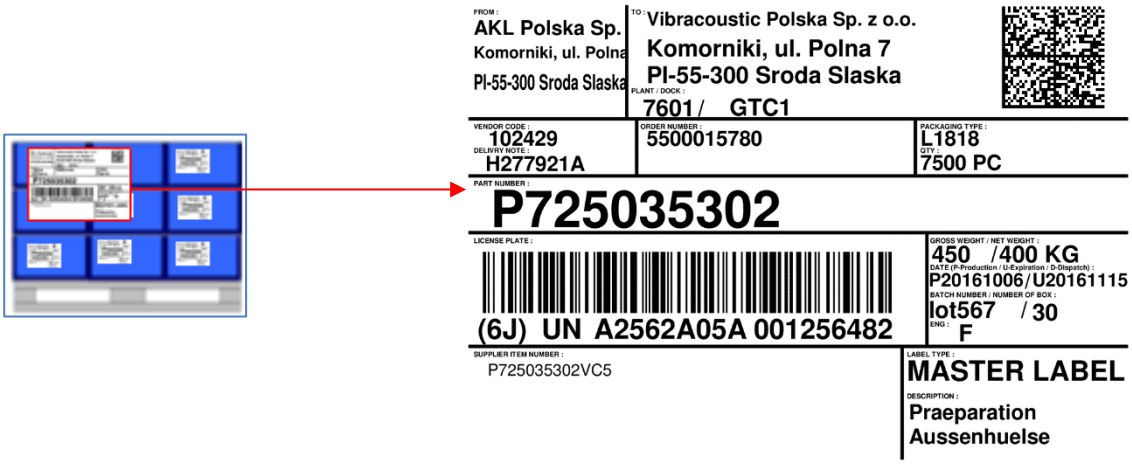

In case of master label, the Datamatrix contains the master serial number. The Datamatrix contains only one level information and no information about the parent or child container (Vibracoustic does not require the second level). The load is considered as a pallet (i.e. Tare). The data identifier will be F01000T.

F01000T

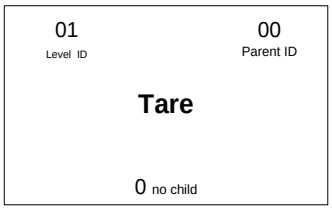

Data matrix content:

Portion of the message	Data	Formatted Data
Message Header		[)>^{R}S
Format header for first format envelope	DI Format indicator : 06 DI for looping : F Level ID : 01 Parent ID : 00 Child ID : 0 Level code : T	06^{G}SF01000T^{G}S
Formatted Data for Master load Pallet	DI for License Plate : **6J** Duns # : A2562A05A Serial # : 001256482 Vendor : **V**102429 DN : **2K**H277921A Order # : **K**5500015780 Part # : **P**P725035302 Qty : **7Q**7500PC Packaging type : **B**L1818 Production date : **16D**20161006 Expiration date : **14D**20161115 Batch # : **1T**lot567	6JUNA2562A05A001256482^{G}S V102429^{G}S2KH277921A^{G}SK55 00015780^{G}SPP725035302^{G}S7 Q7500PC^{G}SBL1818^{G}S16D2016 1006^{G}S14D20161115^{G}S1Tlot5 67
Message trailer		^{R}S^{E}O$_{T}$

Global Transport Label implementation guideline

Uncontrolled Copy if Printed

Datamatrix content of Single Label: GTL A5

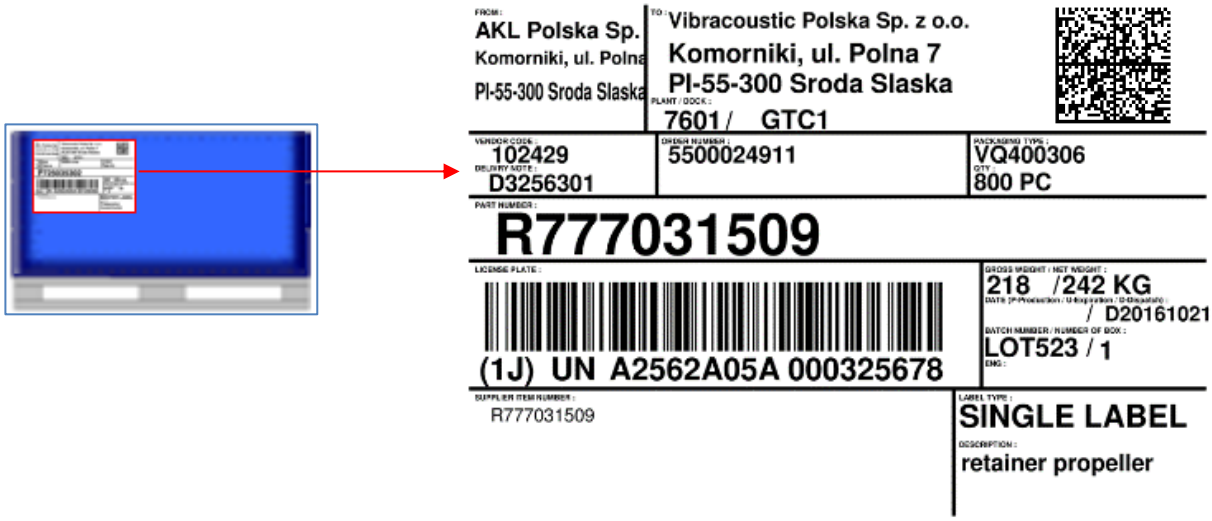

This A5 label can be used for a single load when this handling unit identifies a big container. In this case, the Datamatrix contains the serial number of this big load container. The Datamatrix contains only one level information and no information about the parent or child container. The individual container is a Pack. The data identifier will be F01000P.

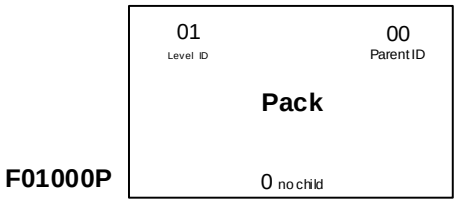

Data matrix content:

Portion of the message	Data	Formatted Data
Message Header		[)>^{R}S
Format header for first format envelope	DI Format indicator : 06 DI for looping : F Level ID : 01 Parent ID : 00 Child ID : 0 Level code : T	06^{G}SF01000P^{G}S
Formatted Data for Master load Pallet	DI for License Plate : **1J** Duns # : A2562A05A Serial # :000325678 Vendor : **V**102429 DN : **2K**D3256301 Order # : **K**5500024911 Part # : **P**R777031509 Qty : **7Q**800PC Packaging type : **B**VQ400306 Batch # : **1T**lot523	1JUNA2562A05A000325678^{G}S V102429^{G}S2KD3256301^{G}SK55 00024911^{G}SPR777031509^{G}S7 Q800PC^{G}SBVQ400306^{G}S1Tlot5 23
Message trailer		^{R}S^{E}O$_{T}$

Global Transport Label implementation guideline

Uncontrolled Copy if Printed

Datamatrix content of Single Label (GTL-KLT), which is belonging to a Master Label

In case of single, the Datamatrix contains the serial number of this small load container. The Datamatrix contains only one level information and no information about the parent or child container. The individual container is a Pack. The data identifier will be F01000P.

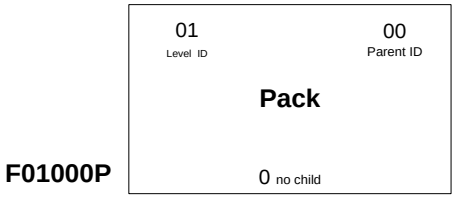

Data matrix content:

Portion of the message	Data	Formatted Data
Message Header		[)>^{R}S
Format header for first format envelope	DI Format indicator : 06 DI for looping : F Level ID : 01 Parent ID : 00 Child ID : 0 Level code : P	06^{G}SF01000P^{G}S
Formatted Data for Master load Pallet	DI for License Plate : **1J** Duns # : A2562A05A Serial # : 001230130 Vendor : **V**102429 DN : **2K**H277921A Order # : **K**5500015780 Part # : **P**P725035302 Qty : **7Q**250PC Packaging type : **B**KLT4030 Production date : **16D**20161001 Expiration date : **14D**20161110 Batch # : **1T**lot567	1JUNA2562A05A001230130^{G}SV102429^{G}S2KH277921A^{G}SK5500015780^{G}SPP725035302^{G}S7Q250PC^{G}SBKLT4030^{G}S16D20161001^{G}S14D20161110^{G}S1Tlot567
Message trailer		^{R}S^{E}OT

Global Transport Label implementation guideline

Uncontrolled Copy if Printed

Datamatrix content of Single Label (GTL-A6), which is belonging to a Master Label

In case of single, the Datamatrix contains the serial number of this small load container. The Datamatrix contains only one level information and no information about the parent or child container. The individual container is a Pack. The data identifier will be F01000P.

F01000P

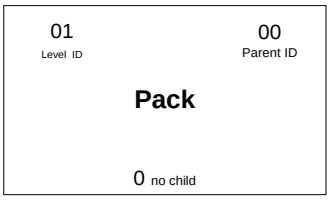

Data matrix content:

Portion of the message	Data	Formatted Data
Message Header		[)>^{R}S
Format header for first format envelope	DI Format indicator : 06 DI for looping : F Level ID : 01 Parent ID : 00 Child ID : 0 Level code : P	06^{G}sF01000P^{G}S
Formatted Data for Master load Pallet	DI for License Plate : **1J** Duns # : A2562A05A Serial # : 001230130 Vendor : **V**102429 DN : **2K**H277921A Order # : **K**5500015780 Part # : **P**P725035302 Qty : **7Q**250PC Packaging type : **B**KLT4030 Production date : **16D**20161001 Expiration date : **14D**20161110 Batch # : **1T**lot567	1JUNA2562A05A001230130^{G}sV102429^{G}s2KH277921A^{G}sK5500015780^{G}sPP725035302^{G}s7Q250PC^{G}sBKLT4030^{G}s16D20161001^{G}s14D20161110^{G}s1Tlot567
Message trailer		^{R}S^{E}O$_{T}$

Global Transport Label implementation guideline

Uncontrolled Copy if Printed

Brazil example with Nota Fiscal

A5 :

[)>RS06GSF01000TGS6JUN999999999000325661GSV199999GS2KD3256388GSK5500030394GS16K000.005.599-1GSPP033B00091GS7Q2500PCGSBVQ400014GS16D20161025GS14D20161125GS1TLot896RSEOT

KLT :

[)>RS06GSF01000PGS1JUN999999999000325641GSV199999GS2KD3256388GSK5500030394GS16K000.005.599-1GSPP033B00091GS7Q125PCGSBVQ400046GS16D20161025GS14D20161125GS1TLot897RSEOT

A6 :

[)>RS06GSF01000PGS1JUN999999999000325641GSV199999GS2KD3256388GSK5500030394GS16K000.005.599-1GSPP033B00091GS7Q125PCGSBVQ400046GS16D20161025GS14D20161125GS1TLot897RSEOT

6. RESPONSIBILITIES

Task / Function	Vibracoustic	Supplier		
Maintenance guidelines	R,A	I		
Implementation of GTL and goods identification	A	R		

Responsible: Process owner, responsible to carry out the business process (implementation, execution)

Accountable: Approver, responsible for the result of the business process (objectives, design, monitoring)

Consulted: Experts; two-way communication

Informed: Persons that need to be kept up-to-date; one-way communication

7. VALID SUPPORTING / REFERENCE DOCUMENTS

General Framework Agreement

GP_01_7.4_0009_Logistics Requirements for Suppliers.

OPI-01.7.4_0048_Global EDI implementation Guideline DESADV D07.

8. DOCUMENTATION

Vibracoustic will keep this procedure on file.

In case of a revision the latest edition will be kept for at least 3 years after revision.